

**Maneuver Center of Excellence (MCoE) Libraries  
HQ Donovan Research Library  
Armor Research Library  
Fort Benning, Georgia**

**Report date:** 18-20 February 1943

**Title:** Observer's Report – Southwest Pacific Theater Appendix

**Author:** Headquarters Army Ground Forces, Army War College, Office,  
Washington, D.C.

**Abstract:** Appendixes for the Historical combat information report on  
the 187<sup>th</sup> Airborne Regimental Combat Team in the Southwest  
Pacific Theater

**Number of pages:** 24 p.

**Notes:** From the MCoE HQ Donovan Research Library, Fort Benning, GA.  
Documents collection. Call #: UB263 .P2\_Appendix\_ (2-18-43)

**Classification:** Unclassified; Approved for public release

COMBINED TRAINING SCHOOL - TOORBUL POINT  
Schedule for 1st Bn, 163 C.T. - 30 Oct - 5 Nov. 1942

Unit	Fri. 30 Oct.	Sat. 31 Oct	Sun. 1 Nov.	Mon. 2 Nov.	Tues 3 Nov.	Wed 4 Nov.	Thurs 5 Nov.
"A" Co.	Serial 1 - Lecture Hall	Serial 4 - Beach	Serial 6 - "R" Pontoon 0830 hrs	Serial 7 - "R" Pontoon	Serial 9  Orders for this exercise will be issued later. Exercise will be followed by a critique in Lecture Hall for all Officers at time to be notified.	Training in HMAS "KOOPA" Reserved	
Morning	" 3 - "X" Beach						
Afternoon	" 2 - "A" Jetty Beach	" 5 - Beach	Serial 5 & 6 - A 1 Beach	" 7 - "R" Pontoon			
Night	" 10 - Lecture Hall	" 3 - "X" Beach	Serial 4 "R" Pontoon	" 6 - "R" Pontoon 2000 hrs			
"B" Co.	Serial 1 - Lecture Hall	Serial 4 - Beach	Serial 6 - "L" Pontoon 0835 hrs	Serial 7 - "L" Pontoon			
Morning	" 2 - "A" Jetty Beach						
Afternoon	" 3 - "X" Beach	" 5 - Beach	Serial 5 & 6 - A 2 Beach	" 7 - "L" Pontoon			
Night	" 10 - Lecture Hall	" 3 - "X" Beach	Serial 4 - "L" Pontoon	" 6 - "L" Pontoon 2005 hrs			
"C" Co.	Serial 1 - Lecture Hall	Serial 3 - "X" Beach	Serial 6 - "R" Pontoon 0840 hrs	Serial 7 - "R" Pontoon			
Morning	" 2 - "A" Jetty Beach						
Afternoon	" 4 - Beach	" 5 - Beach	" 5 & 6 - A 3 Beach	Serial 7 - "R" Pontoon			
Night	" 10 - Lecture Hall	" 4 - Beach	" 3 - "X" Beach	" 6 - "R" Pontoon 2010 hrs			
"D" Co.	Serial 1 - Lecture Hall	Serial 5 - Beach	Serial 6 - "L" Pontoon 0845 hrs	Serial 7 - "L" Pontoon			
Morning	" 2 - "A" Jetty Beach						
Afternoon	" 4 - Beach	" 3 - "X" Beach	Serial 5 & 6 - North of A 3 Beach	" 12 - 1400 hrs			
Night	" 10 - Lecture Hall	" 4 - Beach	" 3 - "X" Beach	" 6 - "L" pontoon 2015 hrs			

11



Unit	Fri. 30 Oct	Sat 31 Oct.	Sun. 1 Nov.	Mon. 2 Nov.	Tues. 3 Nov.	Wed. 4 Nov.	Thurs 5 Nov
Bn Hqs & Hqs Co & Shore Party	Serial 1 - Lecture Hall	Serial 5 - Beach	Serial 6 - "L" Pontoon 0855 hrs	Serial 7 - "L" Pontoon	Serial 9. Orders for this Exercise will be issued later.	Training in HMAS "KOOPA"	Reserved
Morning	" 2 - "A"				Exercise will		
Afternoon	Jetty Beach	" 3 -	" 5 & 6	" 12 1500 hrs	be followed by		
	" 4 - Beach	" "X" Beach	Houseboat Beach		a critique in		
Night	" 10 - Lecture Hall	" 4 - Beach	" 6 - "L" Pontoon	" 3 - "X" Beach	Lecture Hall for all offrs. at time to be notified.		

NOTES:

(i) Training hours will normally be 0830 - 1230 hrs, 1400 - 1630 and 2000 - 2130 hrs.

(ii) C.T.S. Instructors are assigned as under:

"A" Co - Capt. MacKenzie

"B" Co - Lieut. Watson

"C" Co - Capt. Williams

"D" Co - Capt. Cawlfieid

Bn Hqs & Hqs Co & Shore Party - Capt. Showman and Sgt. Neale

(iii) The second serial to be done on the morning of 30 Oct will commence at 0930 hrs.

(iv) Timings & details for Serial 7 issued seperately.

COMBINED TRAINING SCHOOL - TOORBUL POINT  
-----ooo-----

TRAINING SERIALS FOR A U.S. INFANTRY BATTALION

SERIAL NO. 1

OPENING REMARKS & GENERAL DESCRIPTION OF TRAINING

All Officers in Bn should attend, & if Bn Commander desires it he may include N.C.O's.

PLACE: Lecture Hall.

If the course Syllabus & Serials have not already been issued they will be issued & ample opportunity will be given to those in attendance to ask questions.

-----ooo-----



BOAT DRILL WITH FOLDING BOAT EQUIPMENT

1. ASSIGNMENT OF BOATS

- (i) The assignment of boats is based upon the T/O's of an infantry battalion and is shown in boat diagrams as appendices to this serial as under:
- (ii) The personnel and material of the "Assault Echelon" are assigned to boats in "Boat Teams". In the organisation of the "Assault Echelon" into Boat Teams, key personnel and equipment are distributed throughout several boats.

<u>Company</u>	<u>T/O</u>	<u>App</u>
Headquarters and Headquarters Co	7 - 16	"A"
Rifle Co (each of three)	7 - 17	"B"
Heavy Weapons Co	7 - 18	"C"

- (iii) Boat Divisions: A boat division consists of two or more boats used to carry a Co or portion of a Co. A suggested grouping of boats in boat division is also given in the appendices to this serial.
- (iv) The Senior Officer or N.C.O. in a boat will normally be the Commander of that boat.
- (v) The Senior Officer in a boat division will normally be the Commander of that boat division.

2. OPENING AND CLOSING F.B.E.

The folding boat is opened and closed in a few seconds by a team of 12 men. The detail is given here but opening and closing will not be practised owing to breakages in spreaders.

- (i) OPENING  
Five men on each side facing inwards. No traction to be placed on the boat beyond the rope-carrying handles. Two men in the boat at the holding down clips and facing each other. All act as directed on the command "Open".
- (ii) CLOSING  
Clear inside of boat of stores, gravel etc. that may injure the boat. On the command "close", close the boat in reverse order of procedure for opening.

3. CARRYING

It requires at least twelve men to carry the boat. The boat is carried by the rope carrying handles, the disengaged hand being placed on the shoulder of the man in front.

The boat must not be dragged along the ground.

4. LAUNCHING

The boat is carried into the water until there is sufficient water to support it and then launched.

5. EMBARKATION AND DEBARKATION

- (i) FROM BEACH.  
As boat reaches sufficient water to support it the men will enter in pairs from each side, commencing from the seaward end. The remaining men will keep the bow of the boat directed seawards until oars or paddles have been shipped.
- (ii) In debarkation, oars or paddles will be shipped as the boat approaches the beach. The four men nearest the bow will jump into the water and steady the boat, keeping its stern directed seawards while the remainder disembarks from the bow.



Note. During all beach practices and exercises men will be left at the rate of at least two men per boat to secure the craft from the effects of wind and tide.

6. PROPULSION AND CONTROL OF BOATS.

- (i) The normal method of propulsion will be by paddles.
- (ii) PROPULSION BY PADDLES.  
Boat Commander will tell off ten men to paddle, five on each side. Change round by order of boat Commander.
- (iii) STEERING.  
Boat Commander will tell off a man to steer the boat. Steering is by means of an oar over the stern.  
It is very important that one or two men per boat be thoroughly trained in the management of the sweep.

7. DRESS.

Dress for this Serial will be as light & as simple as possible. Heavy arms & equipment are introduced in later serials.

Note: At all times while boat is being propelled personnel MUST keep low in craft to reduce the silhouette.



APPENDIX "A"

Boat Teams of Bn Hq and Hq Co.

Boat Team No. 32

$\frac{1}{2}$  Bn Hqs., 2, including:  
Bn Cmdr. (1)  
Captain S.3. (1)  
 $\frac{1}{2}$  Bn Hqs Sec. 6, including  
Staff Sgt., Sgt Major (1)  
Cpl, Gas. (1)  
Clerk, Hqs. (1)  
Scouts, Observers & Int. (3)  
 $\frac{1}{2}$  Commn Plat, 11, including:  
Plat Cmdr. (1)  
Sgt, Message Center Chief (1).  
Linemen (2)  
Messengers (2)  
Radio Operators (2)  
Switchboard Operators (1)  
Clerks, Record (2)  
Medics, 1, including  
Co. Aid Man. (1)

Total 20.

Boat Team No. 33

$\frac{1}{2}$  Bn Hqs, 2, including:  
Executive Officer (1)  
Intelligence Officer (1)  
 $\frac{1}{2}$  Bn. Hqs Sec, 4, including:  
Staff Sgt., Operations (1)  
Scouts, Observers & Intelligence (3)  
 $\frac{1}{2}$  Commn Plat, 12, including  
Staff Sgt, Commn Chief (1)  
Sgt, Wire Chief (1)  
Sgt, Radio & Visual Chief (1)  
Linemen (2)  
Messengers (2)  
Radio Operators (2)  
Switchboard Operators (2)  
Clerk, Record (1)  
Medics, 1, including:  
Co. Aid Man (1)

Total 19.

Boat Team No. 34

$\frac{1}{2}$  Co Hqs, 4, including:  
Adj't & Co Cmdr. (1)  
Cpl Clerk (1)  
Bugler (1)  
Orderly (1)  
 $\frac{1}{2}$  Ammn & Pioneer Plat, Hqs 1, including  
Plat Cmdr. (1)  
2 Ammn & Pioneer Squads, each  
of 8, including:  
Cpls, Squad Ldr (2)  
Ammn bearers (14)  
Bn Medics, 4, including  
Medics (4)

Total 25.

Boat Team No. 35

$\frac{1}{2}$  Co Hqs, 4, including:  
First Sgt (1)  
Supply Sgt (1)  
Orderly (1)  
Armorer - Artificer (1)  
 $\frac{1}{2}$  Ammn & Pioneer Plat, Hqs 1,  
including  
Staff Sgt, Plat (1)  
1 Ammn & Pioneer Squad, 8, including  
Cpl, Squad Ldr. (1)  
Ammn bearers (7)  
Bn Medics, 10, including  
Medical Officer (1)  
Other medical personnel (9)  
Total 23.



Appendix "A". (Continued)

Note:

The following personnel are omitted from the "Assault Echelon":-

<u>Co. Hqs, 16, including:</u>		<u>Bn Hqs. Sec. 5, including:</u>	
Transport Officer	(1)	Chauffers	(3)
Staff Sgt, Mess	(1)	Basics	(2)
Sgt. Motor	(1)		
Chauffers	(2)	<u>Comm. Plat, 6 including:</u>	
Cooks	(3)	Chauffers	(5)
Cook's Helpers	(2)	Basic	(1)
Mechanics, Motor	(2)		
Basics	(4)	<u>Arm &amp; Pioneer Plat. 3, including:</u>	
		Chauffers	(2)
		Basic	(1)

Summary:

"Assault Echelon" in Folding Boats	108
Omitted from Assault.	<u>31</u>
Total as per T/O. 7 - 16	<u>139</u>

Medics:

Co Aid men	10
Hq. Co Boats.	<u>14</u>
	<u>24</u>

Unassigned. 1 Officer and 16 men



Appendix "A" (Continued)

The Anti-tank plat.

1. Training in Boat Work

- (i) This plat will be assigned two Folding Boats. These boats will be used for instruction in Serials 2 and 4 during the first two days of training.
- (ii) During this period of training, it will be convenient to organise the plat into two boat teams, each of one section, the boat Commanders being the plat comdr and plat Sergeant.

2. Training with vehicle craft.

- (i) On the third day of training, a vehicle landing craft will be assigned for the use of this plat.
- (ii) Details of the training to be carried out with the vehicle landing craft are given in Serial 12.



APPENDIX "B"

Boat Teams of Rifle Co.

The Co is carried in two Boat Divisions, each of four boats.

Total as per T/O. 7-17, 198 less 30 - 168

Boat Division 1 (2 Rifle Plats.).

Boat Team No. 1

2 Rifle Squads each of 12 men

including

Sgts, Squad Ldrs. (2)

Cpls, Squad Ldrs) (2)

Assistants) (2)

Ammn Bearers (2)

Riflemen (14)

Rifleman, Automatic (2)

Rifleman, Automatic

Assistants (2)

Plat Hqs. 1, including:

Staff Sgt, Plat. (1)

Total 25.

Boat Team No. 2

2 Rifle Squads each of 12 men.

and Plat Hqs of 1 man.

As per diagram  
on left

Total 25.

Boat Team No. 3

1 Rifle Squad, 12.

including:

Sgt, Squad Ldr. (1)

Cpl, Squad Ldr Assistant (1)

Ammn bearer (1)

Riflemen (7)

Rifleman, Automatic (1)

Rifleman, Automatic

Assistant (1)

Plat Hqs, 4, including:

Plat Cmr. (1)

Sgt, Plat Guide (1)

Messengers (2)

Total 16.

Boat Team No. 4

1 Rifle Squad of 12 men

and Plat Hqs of 4 men.

As per diagram  
on left.

Total 16.



Appendix "B" (Continued)  
Boat Division 2 (Co Hqs., 1 Rifle Plat & Weapons Plat)

<u>Boat Team No. 5</u>	
<u>1 Rifle Squad, 12, including:</u>	
Sgt, Squad Ldr.	(1)
Cpl, " " Assistant	(1)
Ammn bearer	(1)
Riflemen	(7)
Rifleman, Automatic	(1)
" Automatic )	
Assistant )	(1)
<u>1 L.M.G. Squad, 5, including:</u>	
Cpl, Squad Ldr.	(1)
Ammn bearers	(2)
Gunner	(1)
Gunner's Assistant	(1)
<u>1/2 Co. Hqs, 6, including:</u>	
First Lieut.	(1)
Sgt, Commn.	(1)
Sgt, Supply	(1)
Messengers	(2)
<u>Medics, 1, including:</u>	
Co Aid Man	(1)
Total 23.	

<u>Boat Team No. 6</u>	
<u>1 Mortar Squad, 5, including:</u>	
Cpl, Squad Ldr.	(1)
Ammn bearers	(2)
Gunner	(1)
Gunner's Assistant	(1)
<u>Mortar Sec Hqs, 2, including:</u>	
Sgt, Section Ldr.	(1)
Messenger	(1)
<u>Weapons Plat Hqs, 4, including:</u>	
Plat Cmdr.	(1)
Staff Sgt., Plat	(1)
Messengers	(2)
<u>Rifle Plat Hqs, 5, including:</u>	
Plat Cmdr.	(1)
Staff Sgt, Plat.	(1)
Sgt. Plat Guide	(1)
Messengers	(2)
<u>1/2 Co. Hqs., 8, including</u>	
Co Cmdr.	(1)
First Sgt.	(1)
Armorer Artificer	(1)
Bugler	(1)
Messengers	(2)
Orderly	(1)
<u>Medics, 1, including:</u>	
Co Aid man	(1)
Total. 24.	

<u>Boat Team No. 7</u>	
<u>1 Rifle Squad, 12, including:</u>	
Sgt, Squad Ldr.	(1)
Cpl, " " Assistant	(1)
Ammn. bearer	(1)
Riflemen	(7)
Rifleman, Automatic	(1)
" Automatic )	
Assistant )	(1)
<u>1 Mortar Squad, 5, including:</u>	
Cpl Squad Ldr.	(1)
Ammn bearers.	(2)
Gunner	(1)
Gunner's Assistant	(1)
<u>1 L.M.G. Squad, 5, including:</u>	
Cpl Squad Ldr.	(1)
Ammn bearers	(2)
Gunner	(1)
Gunner's Assistant	(1)
Total 22.	

<u>Boat Team No. 8</u>	
<u>1 Rifle Squad, 12, including:</u>	
Sgt, Squad Ldr.	(1)
Cpl, " " Assistant	(1)
Ammn bearer	(1)
Riflemen	(7)
Rifleman, Automatic	(1)
" " Assistant	(1)
<u>1 Mortar Squad, 5, including</u>	
Cpl Squad Ldr.	(1)
Ammn bearers	(2)
Gunner	(1)
Gunner's Assistant	(1)
<u>L.M.G. Section Hqs, 2, including:</u>	
Sgt, Section Ldr.	(1)
Messenger	(1)
Total 19.	



Appendix "B" (Continued).

Boat Teams of Rifle Co.

Boat Division 1 (2 Rifle Plats.).

Boat Team No. 9.

As per Boat  
Team No. 1.

Boat Team No. 10

As per Boat  
Team No. 2.

Boat Team No. 11

As per Boat  
Team No. 3.

Boat Team No. 12

As per Boat  
Team No. 4.

Boat Division 2. (Co Hqs., 1 Rifle Plat & Weapons Plat).

Boat Team No. 13

As per Boat  
Team No. 5.

Boat Team No. 14

As per Boat  
Team No. 6.

Boat Team No. 15.

As per Boat  
Team No. 7.

Boat Team No. 16.

As per Boat  
Team No. 8.

---

Boat Teams of Rifle Co.

Boat Division 1 (2 Rifle Plats).

Boat Team No. 17.

As per Boat  
Team No. 1.

Boat Team No. 18.

As per Boat  
Team No. 2.

Boat Team No. 19.

As per Boat  
Team No. 3.

Boat Team No. 20.

As per Boat  
Team No. 4.

Boat Division 2 (Co Hqs, 1 Rifle Plat & Weapons Plat).

Boat Team No. 21.

As per Boat  
Team No. 5.

Boat Team No. 22.

As per Boat  
Team No. 6.

Boat Team No. 23.

As per Boat  
Team No. 7.

Boat Team No. 24

As per Boat  
Team No. 8.



Appendix "B" (Continued)

Note:

The following personnel are omitted from the "Assault Echelon.":-

<u>Co. Hqs, 9, including:</u>		<u>Each Rifle Plat, 5, including:</u>	
Staff Sgt, Mess.	(1)	Basic	(5)
Cooks.	(4)		
Cook's Helpers	(3)	<u>Weapons Plat, 6, including:</u>	
Cpl, Co. Clerk	(1)	Cpl. Transport	(1)
		Chauffers	(2)
		Basic	(3)

Summary:

"Assault Echelon" in Folding Boats	168
Omitted from Assault	<u>30</u>
Total as per T/O 7 - 17	<u>198</u>

APPENDIX "C"

Boat Teams of the Heavy Weapons Co.  
The Co. is carried in one or two Boat Divisions  
Total as per T/O, 183 less 49 - 134.

Co Hqs & Mortar Plat

Boat Team No. 25.

Mortar Sec. Hqs, 1, including:

Sgt, Sec Ldr (1)

2 Mortar Squads, each of 7

including:

Cpls, Squad Ldrs. (2)

Ammn bearers (8)

Gunners (2)

Gunner's Assistants (2)

Plat Hqs. 3, including.

Staff Sgt, Plat. (1)

Cpl, Instrument (1)

Messenger (1)

Total 18.

Boat Team No. 26

Mortar Sec Hqs, 1, including:

Sgt, Sec Ldr. (1)

2 Mortar Squads, each of 7.

Cpls, Squad Ldrs. (2)

Ammn bearers (8)

Gunners (2)

Gunner's Assistants (2)

Plat Hqs., 3, including:

Plat Cmdr. (1)

Cpl, Agent (1)

Messenger (1)

Co Hqs., 3, including:

First Sgt. (1)

Messenger (1)

Sgt., Supply (1)

Total 21.

Boat Team No. 27

Mortar Sec Hqs, 1, including:

Sgt., Sec. Ldr. (1)

2 Mortar Squads, each of 7

including:

Cpls, Squad Ldrs. (2)

Ammn bearers (8)

Gunners (2)

Gunner's Assistants (2)

Co. Hqs., 5, including:

Co. Cmdr. (1)

Sgt., Recco & Signal (1)

Bugler (1)

Messenger (1)

Orderly. (1)

Medics, 1, including:

Co Aid man. (1)

Total 21.



# APPENDIX "C" (Continued)

## Co. Hqs. & M.G. Plats.

Boat Team No. 28

M.G. Sec. Hqs., 1, including:  
 Sgt. Sec. Ldr. (1)  
2 M.G. Squads, each of 7.  
including:  
 Cpls, Squad Ldrs. (2)  
 Ammn bearers. (8)  
 Gunners (2)  
 Gunner's Assistants (2)  
Plat Hqs., 3, including:  
 Staff Sgt, Plat. (1)  
 Cpl, Instrument (1)  
 Messenger (1)  
Co. Hqs., 3, including:  
 First Lieut. (1)  
 Cpl, Clerk, Co. (1)  
 Messenger (1)  
Medics, 1, including:  
 Co Aid man. (1)

Total 22.

Boat Team No. 29.

M.G. Sec. Hqs., 1, including:  
 Sgt, Sec. Ldr. (1)  
2 M.G. Squads, each of 7.  
including:  
 Cpls, Squad Ldrs. (2)  
 Ammn bearers. (8)  
 Gunners (2)  
 Gunner's Assistants (2)  
Plat Hqs., 3, including  
 Plat Omdr. (1)  
 Cpl, Agent (1)  
 Messenger (1)

Total 18.

Boat Team No. 30

M.G. Sec. Hqs., 1, including:  
 Sgt, Sec. Ldr. (1)  
2 M.G. Squads, each of 7.  
including:  
 Cpls, Squad Ldrs. (2)  
 Ammn. bearers. (8)  
 Gunners (2)  
 Gunner's Assistants (2)  
Plat Hqs., 3, including  
 Staff Sgt, Plat. (1)  
 Cpl, Instrument (1)  
 Messenger (1)

Total 18.

Boat Team No. 31.

M.G. Sec. Hqs., 1, including:  
 Sgt, Sec. Ldr. (1)  
2 M.G. Squads, each of 7.  
including:  
 Cpls, Squad Ldrs. (2)  
 Ammn bearers. (8)  
 Gunners. (2)  
 Gunner's Assistants (2)  
Plat Hqs., 3, including  
 Plat Omdr. (1)  
 Cpl, Agent. (1)  
 Messenger. (1)

Total 18.

## Note:

The following personnel are omitted from the "Assault Echelon".

Co. Hqs., 20, including:  
including:-  
 Staff Sgt, Moss (1)  
 Armorer - Artificer (1)  
 Sgt, Transport (1)  
 Chauffers (3)  
 Cooks (4)  
 Cook's Helpers (2)  
 Mechanic (1)  
 Basics (7)

Mortar Plat., 11, including:  
including:-  
 Cpl, Transport (1)  
 Chauffers (7)  
 Basics (3)  
2 M.G. Plats, each, 9, including:  
 Cpls, Transport (2)  
 Chauffers (10)  
 Basics (6)

## Summary:

"Assault Echelon" in Folding Boats.	134
Omitted from Assault	<u>49</u>
Total as per T/O. 7 - 18	<u>183</u>



SERIAL NO. 3

TRAINING WITH SHIP'S SIDE MOCK UP & LANDING CRAFT MOCK UP.

EQUIPMENT.

The British L.C.A. Mock up.

(i) Description.

Represents to full scale the British Landing Craft Assault. Mock up has accommodation for 35 fully equipped men and a crew of five. In practice, space is allotted to 30 men of a platoon and to 5 men of reconnaissance, beach & other parties.

The mock craft are "beached" at intervals of about 50 yards, as in an actual landing.

(ii) Practices

The men will be practiced in debarkation, going to cover, and pushing inland.

2. HIGGINS' BOAT (L.C.P. (L))

- (i) The mock up represent a Higgins boat to full scale, & has accommodation for 25 fully equipped men of a rifle platoon. This model is the "spoon" bow rampless type.

(ii) Practices

The men will be practiced in debarkation over the side of the craft & subsequently going to cover or pushing inland.

Note. When the men have been trained in both L.C.A.'s & Higgins boats, the Company Commander will organise his Company into a Battalion of Higgins boats & a Battalion division of L.C.A.'s & carry out a Company exercise in debarkation of the Company and penetration to an objective about a mile inland under his command.

SHIP'S SIDE MOCK UP.

3. DESCRIPTION.

The mock-up represents a section of a ship's side 20 feet long and 22 feet to the "water-line".

Equipment includes ship's-side ladders in sections of 7 feet each, rope ladders and rope netting.

4. PRACTICE:

All ranks will be practiced in going over the "ship's-side", using the equipment provided.

5. DRESS

Full battle dress with arms & equipment will be carried by all ranks in this serial.



# SERIAL NO. 4

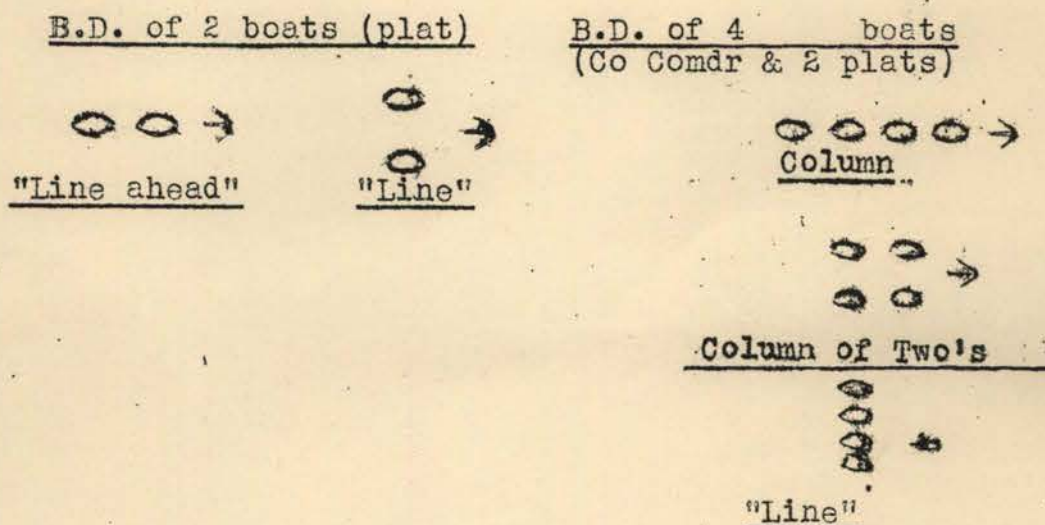
## CONTROL OF BOATS IN BOAT DIVISIONS

### 1. INTRODUCTORY.

- (i) When personnel are sufficiently trained in the propulsion & management of the individual boat, they will be practiced in keeping boats under control in boat divisions.
- (ii) Difficulties of control under varying conditions of wind and tide will be met and must be overcome.

### 2. FORMATIONS.

- (i) A Bn, Co or plat used in the assault would normally be carried in self-propelled boats of the Higgins type during the approach to the shore. B.Ds of these craft normally adopt the "V" formation. With F.B.Es, the approach from launch to beach is too short to allow of the "V" being adopted and it need not therefore be generally practised.
- (ii) A compromise will be met between towing formations and tactical requirements and the following formations will be adopted:



### 3. PRACTICES.

- (i) First practice in B.Ds of 2 boats, changing from "Line ahead" to "line" and vice versa, to the front and to both flanks.
- (ii) Then practice in B.Ds of 4 boats in the same general manner.
- (iii) In preparation for Serial 6 where B.D's are towed by launches, part of the practice of this Serial will be to link the individual boats within the B.D. in different formations in readiness for towing.

In this work the following signals will be used & acknowledged.

	BY DAY	BY NIGHT
(1) Link boats	Arms extended upwards & waved to & fro	— —
(2) Boats secured	Right arm extended upwards	— —
(3) Unlink	Arms extended full length downwards & waved backwards & forwards in front of the body	— — —



(iv) Signals:

For the purpose of control & command a Commander of the B.D. will attract the attention of the Commanders of the boats of his B.D. by whistle & by using some convenient form of arm signal by day, & lamp signal by night.

4. DRESS.

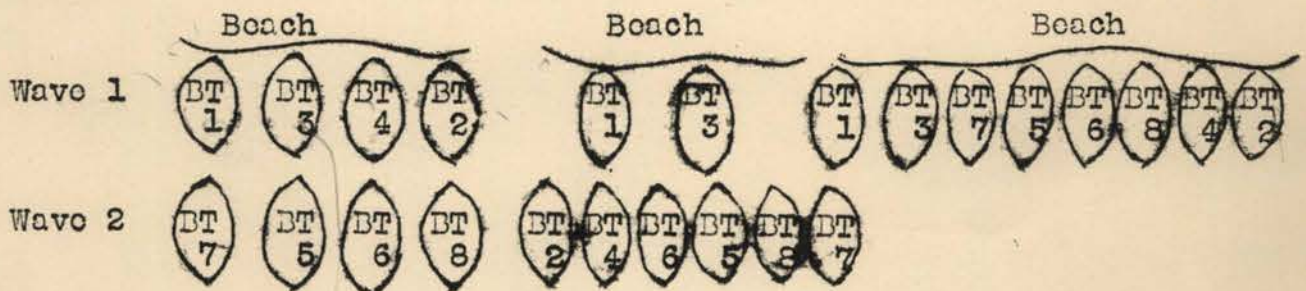
Dress for this Serial will be as light & as simple as possible. Heavy arms & equipment are introduced in later Serials.



THE LANDING OF THE COMPANY

1. The Rifle Co

- (i) The Assault Co will be landed, as far as possible, to suit the requirements of varying tactical conditions. These will vary very little from ordinary land fighting.
- (ii) The Co will normally be organised in two B.Ds, one B.D. to consist of 2 rifle plats (4 boats) and the other to contain Co Hqs, one rifle plat and weapons plat (4 boats).
- (iii) The composition of B.Ds given in (ii) above may be varied to suit different tactical conditions so long as the set-up complies with naval requirements for towing.
- (iv) Diagrams show tactical formations in the landing:

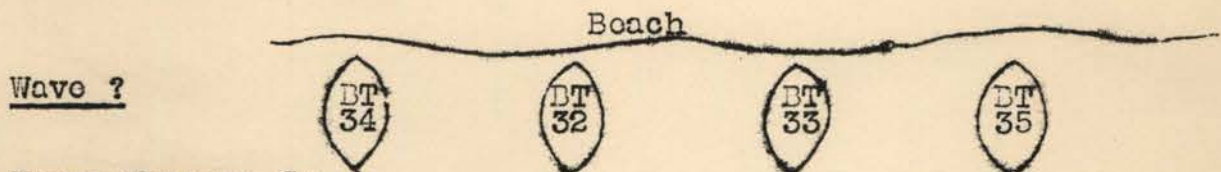


Notes:

- (i) The boats of a Co in a wave should beach 40 to 50 yards apart to allow of plats and Cos being sufficiently dispersed.
- (ii) The 2 plats abreast will be regarded as normal but the other formations will be practised if time permits.
- (iii) All plats of the Co abreast will be found useful in restricted waters like rivers and creeks. It is open to the objection of leaving nothing in support or reserve.
- (iv) A formation not featured in diagrams is column of plats. This involves landing on a narrow front with great depth and would seldom be used.
- (v) The wave numbers become important only in Bn landings.

2. Bn Hqs and Hqs Co

The four boats in this B.D. will usually land abreast and might constitute a wave in the bn assault.



3. Heavy Weapons Co.

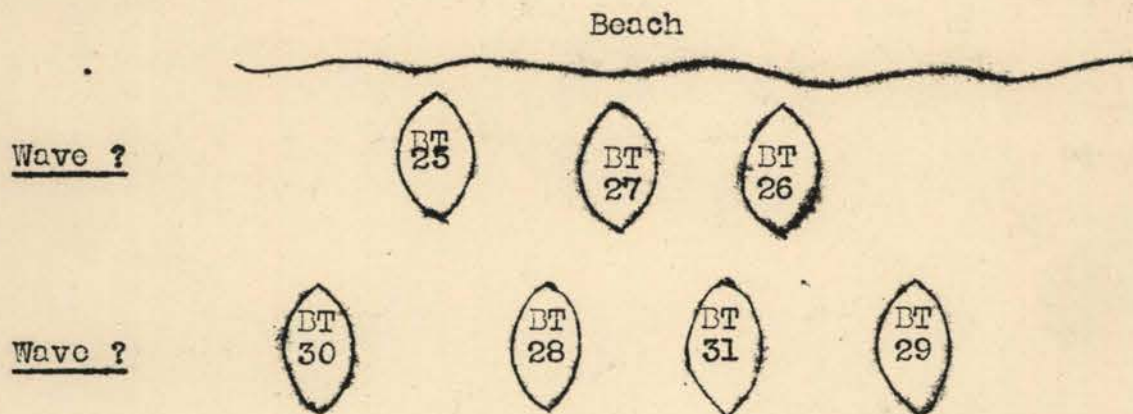
- (i) It is not possible, in the short period of training, to assign secs of mortars and guns to rifle Cos. The heavy weapons Co will therefore be landed as a Co.
- (ii) The Co is organised into two B.Ds, one of which contains the four boats of the M.G. plats and the other the Co Hqs boat and three mortar plat boats.



SERIAL NO. 5 (Cont.)

3. Heavy Weapons Co. (Cont)

(iii) The Co might be landed in two waves as under:





THE TOWING OF BOAT DIVISIONS BY LAUNCHES.

1. INTRODUCTORY

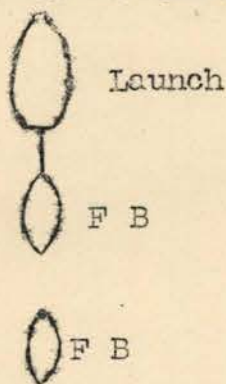
- (i) Until such time as proper Assault Craft are available, landing exercises are practiced by accomodating the Assaulting troops in folding boats which are towed by launches provided & manned by the Royal Australian Navy.
- (ii) From this Serial folding boat equipment passes to the control of the Senior Naval Officer who provides it for Army use on demand.
- (iii) In this Serial co-operation with the Navy is a most important factor, & both Navy & Army must assist by endeavouring to fully understand the difficulties of the other.

2. ASSIGNMENT OF BOATS TO BOAT DIVISIONS.

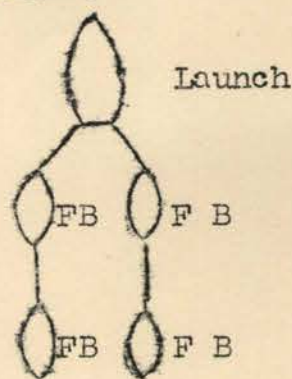
The S.N.O. will assign folding boats to BD's in accordance with appendicies in Serial 2 & will assign such towing craft as may be necessary.

3. PRACTICES.

- (i) Towing formations. Boats within boat divisions may be towed in one of two formations as under:



SINGLE LINE AHEAD.



DOUBLE LINE AHEAD.

Note: The number of F.Bs towed will be dependant on the assignment of F.Bs to a Boat Division.

- (ii) Picking up tows. When tows have been linked within BD the Commander of the BD will give the appropriate signal to the launch skipper. The launch will then approach the head of the BD & pass the tow line or lines. Commander BD will give the launch skipper the appropriate signal when the tow rope or ropes have been made fast.
- (iii) Casting of Tows. In operations it is the responsibility of the Navy to order the casting of the tow. This will be done by signal from launch to BD Commander.



- (iv) Signals. It is necessary that there should be complete understanding between Launch Skippers and BD Commanders. Where possible the S.W.O. will assign the same launch to the same BD for the duration of the Course. The signals shown hereunder are understood by all skippers and must be adhered to.

All signals will be acknowledged by repetition of the signal.

TABLE OF SIGNALS

	BY DAY	BY NIGHT
(i) "Cast off tow"	Arms extended at full length downwards and waved backwards and forwards in front of the body	— — —
(ii) "Slow down"	As for vehicle driving	. .
(iii) "Stop"	Arms extended outwards	. . .
(iv) "Pick up tows"	Arms extended upwards and waved to and fro	— —
(v) "Tow rope secured"	Right arm extended upwards	— (V/S by lamp or torch).

DRESS: Battle Order with Arms & Equipment.



SERIAL NO. 7

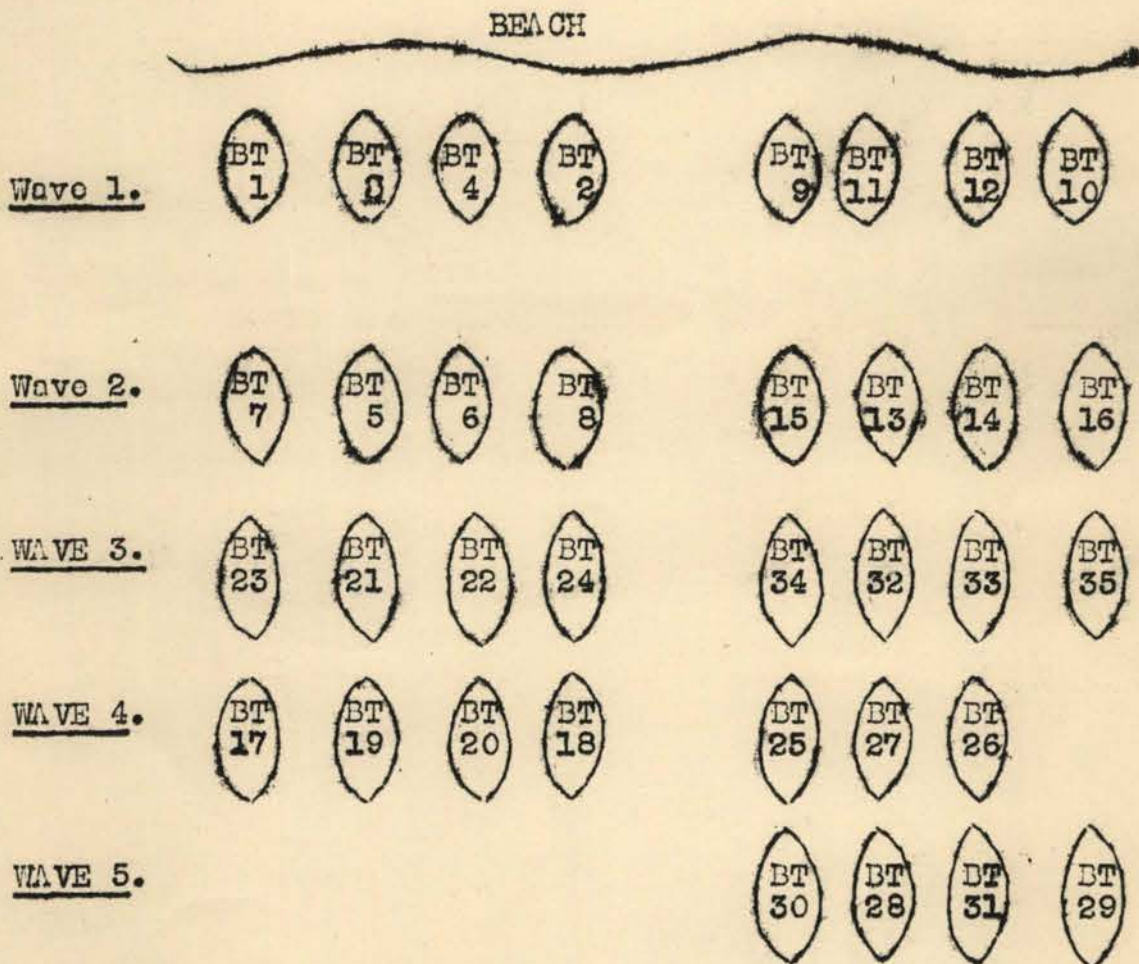
## COMPANY EXERCISES

1. Whenever possible Co Exercises will be prepared by arrangement between the Bn Commander and the Chief Instructor, C.T.S., in conjunction.
2. Exercises for Rifle Co's present no special difficulties.
3. The Heavy Weapons Co may be exercised by assigning its Plats to Rifle Co's in their exercises.
4. Special arrangements will be made for the exercising of Hqs. Co in this Serial.

SERIAL NO. 8

### Landing of the Assault Bn.

A diagrammatic representation of the bn. in assault as it can be practised here, is given herunder:





Serial No. 9

Bn. EXERCISE

This exercise will be prepared by arrangement between the Bn Commander and the Chief Instructor, C.T.S.

Serial NO. 10

LECTURE ON JOINT OVERSEAS OPERATIONS

Personnel to attend

All Officers & N.C.O's

Place

Lecture Hall, C.T.S.

Serial No. 11

LECTURETTE ON JOINT OVERSEAS OPERATIONS

This lecturette will be given to each Co of enlisted personnel.

Place

Lecture Hall, C.T.S.

Serial No. 12

Training with Vehicle Landing Craft.

Separate Sheet.

Serial No. 10

LECTURE ON JOINT OVERSEAS OPERATIONS

Personnel to attend

All Officers & N.C.O's

Place

Lecture Hall, C.T.S.

Serial No. 11

LECTURETTE ON JOINT OVERSEAS OPERATIONS

This lecturette will be given to each Co of enlisted personnel.

Place

Lecture Hall, C.T.S.

Serial No. 12

Training with Vehicle Landing Craft.

Separate Sheet.

Serial No. 10

LECTURE ON JOINT OVERSEAS OPERATIONS

Personnel to attend

All Officers & N.C.O's

Place

Lecture Hall, C.T.S.



SERIAL 12.

Training with Vehicle Landing Craft. (t)

1. In order to exercise plato equipped with M.T. Weapons, the C.T.S. has a self-propelled vehicle with retractable ramp. The punt is used to represent an maximum tonnage which can be loaded is 15 tons.

2. EQUIPMENT.

Description

- (i) The dimensions of the craft are as follows:-  
Length 50 feet, Beam 19 feet with a retractable 10 feet long and 11 feet wide. The following space available for loading, 25 feet X 18 feet.
- (ii) As part of the essential gear on the craft there is a quantity of Army Track which is for use in assisting vehicles across soft or spongy beaches.
- (iii) A vehicle loading jetty exists for the purpose of loading the L.C.M.

3. PRACTICES.

- (i) Organisation of Vehicles & Loads.
- (ii) Embarkation and Loading.
- (iii) Unloading on beaches of various types.
- (iv) Laying and use of Army Track for crossing beach.
- (v) Clearance of vehicles from beach.
- (vi) Re-embarkation of vehicles from beach.
- (vii) Debarkation at Vehicle Jetty.

NOTE: No vehicle with a height exceeding 8 feet can be loaded on the L.C.M. owing to ramp hoisting braces.

4. The L.C.M. can be used in Bn Assault Landings if the Bn Cmd so desires. The craft will land its vehicles at the later in the assault.